



PLZ1240GGK



PLZ1240GBC



PLZ1240GRE



SHOWN WITH OPTION  
PADLOCK LATCH

**THE PHOENIX PLZ SERIES PERSONAL Z LOCKERS** are the ideal solution for Offices, Warehouses, Gyms and Schools for the storage of clothes and personal belongings.

- **CONFIGURATION** – 1 Column 2 Door.
- **SYSTEM** – Modular system allows for the lockers to be fixed together to form a block.
- **INTERNAL FITTINGS** – Shelved storage area for personal belongings and twin compartments with hanging rail & coat hooks. Able to accommodate coats on standard coat hangers.
- **LOCKING** – Standard Key lock with optional Master Key, Mechanical 4 digit combination lock or electronic lock with Private and Public function. Optional Padlock Latch.
- **CONSTRUCTION** – Fixed welded frame design, added to high quality fixings, make for an extremely sturdy durable locker.
- **SPECIAL FEATURES** – Each locker section has its own label holder for shared use. Fully ventilated in all sections with vents located in the rear.
- **ASSEMBLY** – Lockers can be supplied Flatpacked for easy self-assembly, which can be built in less than 10 minutes or delivered, built on-site, positioned with packaging removed.
- **COLOUR** – Finished in a high quality powder coated grey paint (RAL7035), with the option of striking red (RAL3000) or blue (RAL5015) doors, that add a splash of colour to your workspace/Changing area.

MODEL NUMBER	LOCKING OPTIONS	COLOUR	EXTERNAL DIMENSIONS H x W x D	INTERNAL DIMENSIONS H x W x D	WEIGHT	CAPACITY	SHELVES
PLZ1240	K/C/E	● ● ●	1830 x 400 x 500mm	1770 x 398 x 460mm	20kg	324 Litres	2


#### OPTIONAL ACCESSORIES



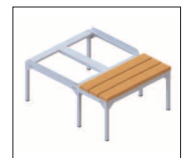
Levelling Feet



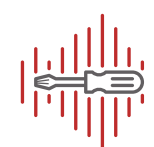
Pedestal



Sloping Top available in  
Single or Double



500mm Bench



AVAILABLE FLATPACKED  
FOR SELF-ASSEMBLY



### KEY LOCKING

Easy to use high quality key lock with up to 2000 combination differs.

- 2 keys supplied with each key lock
- Mastered Key Lock available FOC at point of order (PL, CL, MC, CD & UL Series)
- Master Key available (sold separately)



### PADLOCK LOCKING

Locking a padlock to the handle prevents the handle from unlocking, when the padlock is removed the handle can be turned to unlock.

- Chrome plated.
- For 90 degree RH or LH turn.
- For a padlock with a shackle size up to 9mm in diameter.
- Ideal for offices, schools, colleges, gyms and sports facilities.



### COMBINATION LOCKING

Designed with simplicity in mind, the KLIO offers mechanical keyless access. Private function only.

- Locked and unlocked indicators
- 4-wheel code combination
- Up to 10,000 unique combinations
- Black powder coated finish
- Private function only
- Easy grip outer casing
- Code retrieval function
- Master key available (sold separately)



### ELECTRONIC LOCKING

Designed with simplicity and functionality in mind, the Nano90 offers sophisticated electronic keyless access with private and public functionality.

- 12 button keypad
- Low Battery Warning and Battery Override
- Easy programming of all features
- Standard setting of Master+ User code
- Private / Public Function available
- Up to 100,000 operations from 1 x coin cell battery
- Four code levels available -Master, Sub Master User and Technician

#### Private Function

This function is used where the same code will be repeatedly used, e.g. an employee with their own locker in the workplace. Changing or resetting the code can be completed easily whilst the lock is still on the door, or if the code has been forgotten it can be retrieved using the master key (sold separately - combination only).

#### Public Function

In this setting the lock operates with a single User Code. The user enters a personal four-digit code. This locks the lock. The same code is entered once only to open the lock before automatically being erased and ready for the next user. This function is used for short-term, multiple occupancy applications, e.g. a locker in a Gym/Sports club or work place that is used by multiple people.

